




Community organization	Live in villages	Sedentary	Less egalitarian
Artifacts	 Pottery Axes, hoes, and digging sticks	 Bow and arrow	Mortar and pestle Woven baskets
Foodways	Gardeners Hunt and gather	 Grow domesticated crops like sumpweed	
Site types	Ceremonial centers Villages	Special use sites Cemeteries	
Important events/changes	Pottery making begins about 600 BC Increased ceremonialism	Bow and arrow introduced 600 AD Population increase Corn introduced 800 AD	
	600	BC	0
		AD	900
Archaic	Woodland		
*	650 BC	Mississippian	
Site name	Toltec Mounds		
Site description	Toltec Mounds is a ceremonial center occupied during the Woodland Period between 650 BC and 1050 AD. It is not a village.		
*Look at the timeline. Add a beginning and an end date to show when people lived at this site. Shade it in.			

Woodland Period Timeline: Evidence-based Answer Key

